



## INSTRUCTIONS FOR MOUNTING THE CHARCOAL KIT IN THE EUROTECH JESI HOOD

1. Remove the grease filter that is nearest to the light.



2. Use a flathead screwdriver to remove the 3 black plugs that are circled in the photo.



3. Locate the 2 metal tabs inside the hood. Notice the 3 plastic tabs on the charcoal kit. Hook the plastic tabs on the charcoal kit into the 2 metal hoops inside the hood.



4. Press the front of the charcoal kit down and insert 2 of the screws provided with the charcoal kit into the 2 tabs that are circled in the photo.



5. Replace the grease filters.